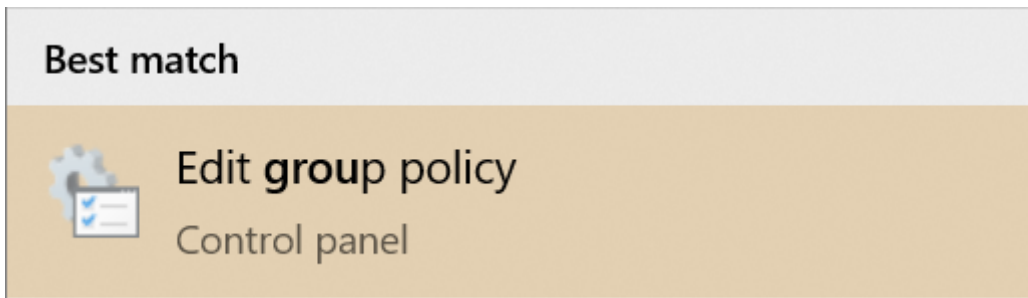


Tips & Tricks

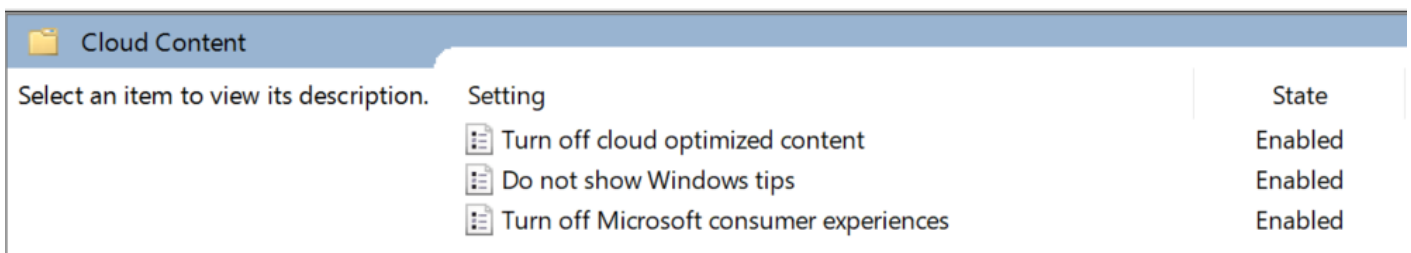
- [Lessen Windows 10 cloud service use](#)

Lessen Windows 10 cloud service use




Open the start menu and search for group policy, "Edit group policy" should show up.



In this tools navigate to `Local Computer Policy / Computer Configuration / Administrative Templates / Windows Components / Cloud Content` here you will find three policies you can enable to lessen the use of M\$ cloud services.



The image shows a screenshot of the Windows Administrative Templates console. The title bar at the top reads "Cloud Content". Below the title bar, there is a header "Select an item to view its description." followed by a table with two columns: "Setting" and "State".

Setting	State
 Turn off cloud optimized content	Enabled
 Do not show Windows tips	Enabled
 Turn off Microsoft consumer experiences	Enabled