

Mullvad

- [Split-tunnel + Firefox Containers + SOCKS proxy](#)

Split-tunnel + Firefox Containers + SOCKS proxy

This guide will show you how to setup Mullvad for split-tunnel use in combination with their SOCKS proxy and Firefox containers.

First go to mullvad.net, login to your account and go to the following URL:

<https://mullvad.net/en/account/#/wireguard-config/>, here select your desired settings and click download file.

WireGuard configuration file generator

Follow our [WireGuard guides](#) for step-by-step instructions on how to use WireGuard with Mullvad.

1. Choose your platform

Windows macOS Linux iOS

Android/Chrome OS

2. Generate a WireGuard key

Generate key ✓

Manage keys ▾

We never get access to your private key, only the public key is sent to us. The private key is stored locally in your browser so that you can create multiple files from the same key and as soon as you leave this page, it is deleted.

3. Select one or multiple exit locations

▾ ▾ ▾

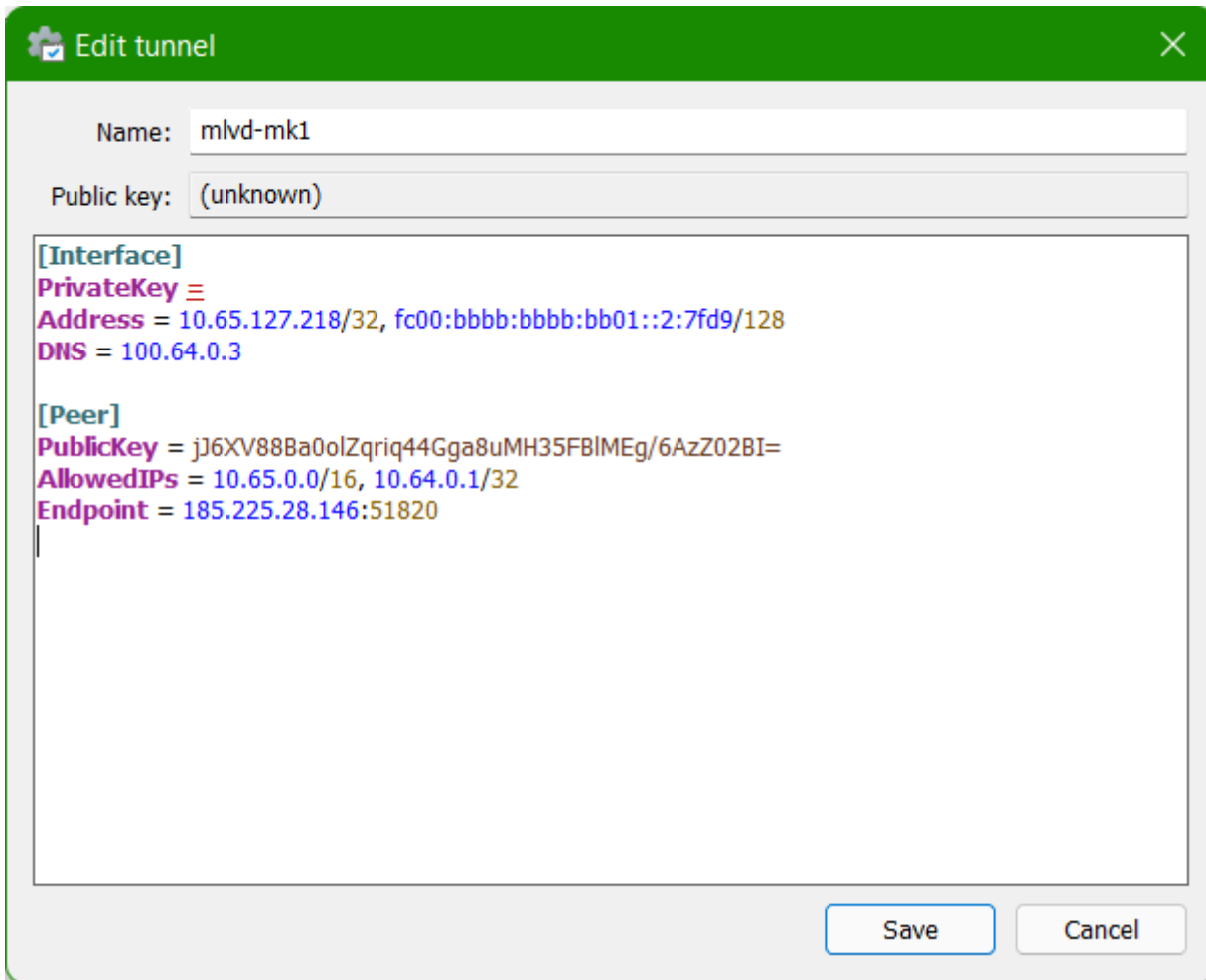
Advanced settings ▾

4. Select a DNS server

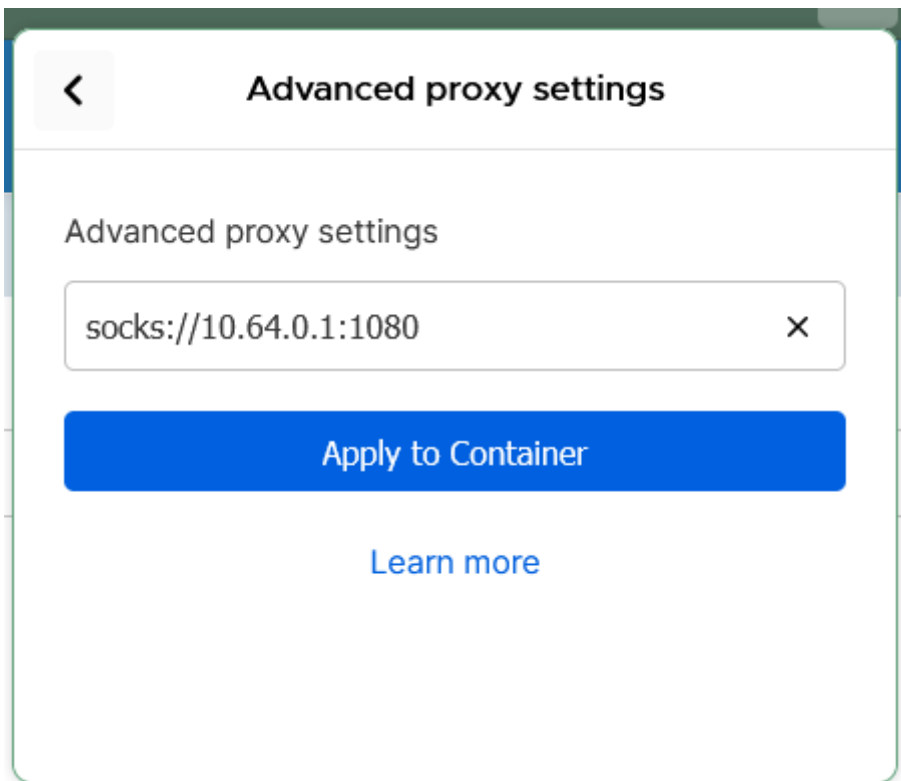
▾

5. Generate and download configuration

Open your WireGuard client and import the configuration file, after importing it click edit and change the AllowedIPs to `10.65.0.0/16, 10.64.0.1/32`






Now you can configure the Mullvad SOCKS proxy in your Firefox container of choice, go to the Firefox containers extension select "Manage Containers" and select the container on which you want to enable the Mullvad SOCKS proxy. Go to "Advanced proxy settings" and enter the following value: `socks://10.64.0.1:1080`






If you now connect your Mullvad VPN config and go to <https://mullvad.net/check> in the container you just configured, you should see the expected exit server as your location.



Connection check


 **Using Mullvad VPN** 

SOCKS through WireGuard
 mk1-wireguard.mullvad.net
185.225.28.147
Skopje, North Macedonia (Interspace)

SOCKS through WireGuard
 mk1-wireguard.mullvad.net
2a0d:4500::a01d
Skopje, North Macedonia (Interspace)

 **Your IP is not blacklisted** 

 **Leaking DNS servers** 

 **No WebRTC leaks** 